



细节展示/DETAIL DISPLAY



参数信息/PARAMETER

车辆型号/VEHICLE MODEL:	YX-6C	外形尺寸/OVERALL DIMENSIONS:	4400*2450*2400MM
清扫宽度/SWEEPING WIDTH:	2450MM	最大卸料高度/MAXIMUM UNLOADING HEIGHT:	3070MM
吸盘长度/SUCTION CUP LENGTH:	900MM	垃圾箱容量/GARBAGE BIN CAPACITY:	800L
吸风电机/SUCTION MOTOR:	60V5000W	水箱容量/WATER TANK CAPACITY:	600L
驱动功率/DRIVE POWER:	60V5000W	高压泵/HIGH PRESSURE PUMP:	1500W
行走速度/TRAVEL SPEED:	0-17KM/H	工作时间/WORKING HOURS:	3-6H
控制方式/CONTROL MODE:	智能控制系统、转向助力系统、刹车助力系统、可选配手持吸管		



细节展示/DETAIL DISPLAY



参数信息/PARAMETER

车辆型号/VEHICLE MODEL:	YX-5C	外形尺寸/OVERALL DIMENSIONS:	4300*2450*2350MM
清扫宽度/SWEEPING WIDTH:	2450MM	最大卸料高度/MAXIMUM UNLOADING HEIGHT:	2500MM
吸盘长度/SUCTION CUP LENGTH:	900MM	垃圾箱容量/GARBAGE BIN CAPACITY:	1200L
吸风电机/SUCTION MOTOR:	60V5000W	水箱容量/WATER TANK CAPACITY:	600L
驱动功率/DRIVE POWER:	60V5000W	高压泵/HIGH PRESSURE PUMP:	1500W
行走速度/TRAVEL SPEED:	0-17KM/H	工作时间/WORKING HOURS:	3-6H
控制方式/CONTROL MODE:	智能控制系统、转向助力系统、刹车助力系统、可选配手持吸管		



细节展示/DETAIL DISPLAY




参数信息/PARAMETER

车辆型号/VEHICLE MODEL:	YX-G480L	外形尺寸/OVERALL DIMENSIONS:	3900*2450*2350MM
清扫宽度/SWEEPING WIDTH:	2450MM	工作效率/WORKING EFFICIENCY:	20000-35000M ² /H
吸盘长度/SUCTION CUP LENGTH:	900MM	垃圾箱容量/GARBAGE BIN CAPACITY:	480L (双240L标准桶, 桶上下课独立控制)
吸风电机/SUCTION MOTOR:	60V5000W	水箱容量/WATER TANK CAPACITY:	600L
驱动功率/DRIVE POWER:	60V5000W	高压泵/HIGH PRESSURE PUMP:	1500W
行走速度/TRAVEL SPEED:	0-17KM/H	工作时间/WORKING HOURS:	3-6H
控制方式/CONTROL MODE:	智能控制系统、转向助力系统、刹车助力系统、可选配手持吸管		



细节展示/DETAIL DISPLAY



参数信息/PARAMETER

车辆型号/VEHICLE MODEL:	YX-4C	外形尺寸/OVERALL DIMENSIONS:	3500*2200*2100MM
清扫宽度/SWEEPING WIDTH:	2200MM	工作效率/WORK EFFICIENCY:	20000-32000M ² /H
吸盘长度/SUCTION CUP LENGTH:	800MM	最大卸料高度/MAXIMUM UNLOADING HEIGHT:	2750MM
吸风电机/SUCTION MOTOR:	60V5000W	垃圾箱容量/GARBAGE BIN CAPACITY:	800L
驱动功率/DRIVE POWER:	60V3000W	水箱容量/WATER TANK CAPACITY:	160L
行走速度/TRAVEL SPEED:	0-17KM/H	高压泵/HIGH PRESSURE PUMP:	1500W
控制方式/CONTROL MODE:	智能控制系统	工作时间/WORKING HOURS:	3-6H



细节展示/DETAIL DISPLAY



参数信息/PARAMETER

车辆型号/VEHICLE MODEL:	YX-G240L	外形尺寸/OVERALL DIMENSIONS:	3230*2450*2200MM
清扫宽度/SWEEPING WIDTH:	2450MM	工作效率/WORKING EFFICIENCY:	20000-32000 M ² /H
吸盘长度/SUCTION CUP LENGTH:	800MM	垃圾箱容量/GARBAGE BIN CAPACITY:	标准240L
吸风电机/SUCTION MOTOR:	60V5000W	水箱容量/WATER TANK CAPACITY:	300L
驱动功率/DRIVE POWER:	60V3000W	高压泵/HIGH PRESSURE PUMP:	1500W
行走速度/TRAVEL SPEED:	0-17KM/H	工作时间/WORKING HOURS:	3-6H
控制方式/CONTROL MODE:	智能控制系统、可选配手持吸管		



细节展示/DETAIL DISPLAY



参数信息/PARAMETER

车辆型号/VEHICLE MODEL:	YX-G25	外形尺寸/OVERALL DIMENSIONS:	3500*2500*2730MM
清扫宽度/SWEEPING WIDTH:	2500MM	工作效率/WORKING EFFICIENCY:	20000-35000M ² /H
主刷长度/MAIN BRUSHING LENGTH:	800MM	垃圾箱容量/GARBAGE BIN CAPACITY:	220L
滚刷电机/ROLLER BRUSH MOTOR:	48V1200W	水箱容量/WATER TANK CAPACITY:	300L
驱动功率/DRIVE POWER:	48V2200W	高压泵/HIGH-PRESSURE PUMP:	1500W
行走速度/TRAVEL SPEED:	0-14KM/H	工作时间/WORKING HOURS:	3-6H
控制方式/CONTROL MODE:	智能控制系统	风机功率/FAN POWER:	500W*2



细节展示/DETAIL DISPLAY



参数信息/PARAMETER

车辆型号/VEHICLE MODEL:	YX-G22D	外形尺寸/OVERALL DIMENSIONS:	2600*2200*2200MM
清扫宽度/SWEEPING WIDTH:	2200MM	工作效率/WORKING EFFICIENCY:	12000-20000M ² /H
主刷长度/MAIN BRUSHING LENGTH:	800MM	垃圾箱容量/GARBAGE BIN CAPACITY:	200L
滚刷电机/ROLLER BRUSH MOTOR:	48V1200W	水箱容量/WATER TANK CAPACITY:	160L
驱动功率/DRIVE POWER:	48V1200W	高压泵/HIGH-PRESSURE PUMP:	1500W
行走速度/TRAVEL SPEED:	0-14KM/H	工作时间/WORKING HOURS:	2-6H
控制方式/CONTROL MODE:	智能控制系统	风机功率/FAN POWER:	500W*2



细节展示/DETAIL DISPLAY




参数信息/PARAMETER

车辆型号/VEHICLE MODEL:	YX-22C	外形尺寸/OVERALL DIMENSIONS:	2600*2200*2200MM
清扫宽度/SWEEPING WIDTH:	2200MM	工作效率/WORKING EFFICIENCY:	12000-20000M ² /H
主刷长度/MAIN BRUSHING LENGTH:	800MM	垃圾箱容量/GARBAGE BIN CAPACITY:	200L
滚刷电机/ROLLER BRUSH MOTOR:	48V1200W	水箱容量/WATER TANK CAPACITY:	160L
驱动功率/DRIVE POWER:	48V1200W	风机功率/FAN POWER:	500W*2
行走速度/TRAVEL SPEED:	0-14KM/H	工作时间/WORKING HOURS:	2-6H
控制方式/CONTROL MODE:	智能控制系统		



细节展示/DETAIL DISPLAY



参数信息/PARAMETER

车辆型号/VEHICLE MODEL:	YX-G22B	外形尺寸/OVERALL DIMENSIONS:	2600*2200*2350MM
清扫宽度/SWEEPING WIDTH:	2200MM	工作效率/WORKING EFFICIENCY:	12000-20000M ² /H
主刷长度/MAIN BRUSHING LENGTH:	800MM	垃圾箱容量/GARBAGE BIN CAPACITY:	200L
滚刷电机/ROLLER BRUSH MOTOR:	48V1200W	水箱容量/WATER TANK CAPACITY:	200L
驱动功率/DRIVE POWER:	48V1200W	高压泵/HIGH-PRESSURE PUMP:	1500W
行走速度/TRAVEL SPEED:	0-14KM/H	工作时间/WORKING HOURS:	2-6H
控制方式/CONTROL MODE:	智能控制系统	风机功率/FAN POWER:	500W*2



细节展示/DETAIL DISPLAY



参数信息/PARAMETER

车辆型号/VEHICLE MODEL:	YX-G21A	外形尺寸/OVERALL DIMENSIONS:	2300*2100*2100MM
清扫宽度/SWEEPING WIDTH:	2100MM	工作效率/WORKING EFFICIENCY:	9000-16000M ² /H
主刷长度/MAIN BRUSHING LENGTH:	750MM	垃圾箱容量/GARBAGE BIN CAPACITY:	190L
滚刷电机/ROLLER BRUSH MOTOR:	48V1000W	水箱容量/WATER TANK CAPACITY:	160L
驱动功率/DRIVE POWER:	48V1000W	高压泵/HIGH-PRESSURE PUMP:	1200W
行走速度/TRAVEL SPEED:	0-14KM/H	工作时间/WORKING HOURS:	2-6H
控制方式/CONTROL MODE:	智能控制系统	风机功率/FAN POWER:	500W



细节展示/DETAIL DISPLAY




参数信息/PARAMETER

车辆型号/VEHICLE MODEL:	YX- 21A	外形尺寸/OVERALL DIMENSIONS:	2300*2100*2100MM
清扫宽度/SWEEPING WIDTH:	2100MM	工作效率/WORKING EFFICIENCY:	9000-16000M ² /H
主刷长度/MAIN BRUSHING LENGTH:	750MM	垃圾箱容量/GARBAGE BIN CAPACITY:	190L
滚刷电机/ROLLER BRUSH MOTOR:	48V1000W	水箱容量/WATER TANK CAPACITY:	160L
驱动功率/DRIVE POWER:	48V1000W	风机功率/FAN POWER:	500W
行走速度/TRAVEL SPEED:	0-14KM/H	工作时间/WORKING HOURS:	2-6H
控制方式/CONTROL MODE:	智能控制系统		



细节展示/DETAIL DISPLAY



参数信息/PARAMETER

车辆型号/VEHICLE MODEL:	YX-22A	外形尺寸/OVERALL DIMENSIONS:	2400*2200*2050MM
清扫宽度/SWEEPING WIDTH:	2200MM	工作效率/WORKING EFFICIENCY:	10000-18000M ² /H
主刷长度/MAIN BRUSHING LENGTH:	800MM	垃圾箱容量/GARBAGE BIN CAPACITY:	200L
滚刷电机/ROLLER BRUSH MOTOR:	48V1000W	水箱容量/WATER TANK CAPACITY:	80L
驱动功率/DRIVE POWER:	48V1000W	风机功率/FAN POWER:	500W
行走速度/TRAVEL SPEED:	0-14KM/H	工作时间/WORKING HOURS:	2-6H
控制方式/CONTROL MODE:	智能控制系统		



细节展示/DETAIL DISPLAY




参数信息/PARAMETER

车辆型号/VEHICLE MODEL:	YX-G20B	外形尺寸/OVERALL DIMENSIONS:	2100*2000*2030MM
清扫宽度/SWEEPING WIDTH:	2000MM	工作效率/WORKING EFFICIENCY:	8000-13500M ² /H
主刷长度/MAIN BRUSHING LENGTH:	700MM	垃圾箱容量/GARBAGE BIN CAPACITY:	180L
滚刷电机/ROLLER BRUSH MOTOR:	48V1000W	水箱容量/WATER TANK CAPACITY:	80L
驱动功率/DRIVE POWER:	48V1000W	高压泵/HIGH-PRESSURE PUMP:	1200W
行走速度/TRAVEL SPEED:	0-14KM/H	工作时间/WORKING HOURS:	2-6H
控制方式/CONTROL MODE:	智能控制系统	风机功率/FAN POWER:	500W



细节展示/DETAIL DISPLAY



参数信息/PARAMETER

车辆型号/VEHICLE MODEL:	YX-20A	外形尺寸/OVERALL DIMENSIONS:	2100*2000*2030MM
清扫宽度/SWEEPING WIDTH:	2000MM	工作效率/WORKING EFFICIENCY:	9000-16000M ² /H
主刷长度/MAIN BRUSHING LENGTH:	700MM	垃圾箱容量/GARBAGE BIN CAPACITY:	180L
滚刷电机/ROLLER BRUSH MOTOR:	48V1000W	水箱容量/WATER TANK CAPACITY:	80L
驱动功率/DRIVE POWER:	48V1000W	风机功率/FAN POWER:	500W
行走速度/TRAVEL SPEED:	0-14KM/H	工作时间/WORKING HOURS:	2-6H
控制方式/CONTROL MODE:	智能控制系统		



细节展示/DETAIL DISPLAY



参数信息/PARAMETER

车辆型号/VEHICLE MODEL:	YX-G20E	外形尺寸/OVERALL DIMENSIONS:	2400*2050*2060MM
清扫宽度/SWEEPING WIDTH:	2050MM	工作效率/WORKING EFFICIENCY:	9000-16000M ² /H
主刷长度/MAIN BRUSHING LENGTH:	700MM	垃圾箱容量/GARBAGE BIN CAPACITY:	180L
滚刷电机/ROLLER BRUSH MOTOR:	48V1000W	水箱容量/WATER TANK CAPACITY:	160L
驱动功率/DRIVE POWER:	48V1000W	高压泵/HIGH-PRESSURE PUMP:	1200W
行走速度/TRAVEL SPEED:	0-14KM/H	工作时间/WORKING HOURS:	2-6H
控制方式/CONTROL MODE:	智能控制系统	风机功率/FAN POWER:	500W



细节展示/DETAIL DISPLAY



参数信息/PARAMETER

车辆型号/VEHICLE MODEL:	YX-20E	外形尺寸/OVERALL DIMENSIONS:	2400*2050*2060MM
清扫宽度/SWEEPING WIDTH:	2050MM	工作效率/WORKING EFFICIENCY:	9000-16000M ² /H
主刷长度/MAIN BRUSHING LENGTH:	700MM	垃圾箱容量/GARBAGE BIN CAPACITY:	180L
滚刷电机/ROLLER BRUSH MOTOR:	48V1000W	水箱容量/WATER TANK CAPACITY:	160L
驱动功率/DRIVE POWER:	48V1000W	风机功率/FAN POWER:	500W
行走速度/TRAVEL SPEED:	0-14KM/H	工作时间/WORKING HOURS:	2-6H
控制方式/CONTROL MODE:	智能控制系统		



细节展示/DETAIL DISPLAY



参数信息/PARAMETER

车辆型号/VEHICLE MODEL:	YX-16A 五刷	外形尺寸/OVERALL DIMENSIONS:	2400*2200*2000MM
清扫宽度/SWEEPING WIDTH:	2200MM	工作效率/WORKING EFFICIENCY:	9000-16000M ² /H
主刷长度/MAIN BRUSHING LENGTH:	700MM	垃圾箱容量/GARBAGE BIN CAPACITY:	180L
滚刷电机/ROLLER BRUSH MOTOR:	48V1000W	水箱容量/WATER TANK CAPACITY:	80L
驱动功率/DRIVE POWER:	48V1000W	风机功率/FAN POWER:	500W
行走速度/TRAVEL SPEED:	0-14KM/H	工作时间/WORKING HOURS:	2-6H
控制方式/CONTROL MODE:	智能控制系统		



细节展示/DETAIL DISPLAY



参数信息/PARAMETER

车辆型号/VEHICLE MODEL:	YX-16A	外形尺寸/OVERALL DIMENSIONS:	1800*1580*2000MM
清扫宽度/SWEEPING WIDTH:	1580MM	工作效率/WORKING EFFICIENCY:	9000-15000M ² /H
主刷长度/MAIN BRUSHING LENGTH:	700MM	垃圾箱容量/GARBAGE BIN CAPACITY:	180L
滚刷电机/ROLLER BRUSH MOTOR:	48V1000W	水箱容量/WATER TANK CAPACITY:	80L
驱动功率/DRIVE POWER:	48V1000W	风机功率/FAN POWER:	500W
行走速度/TRAVEL SPEED:	0-14KM/H	工作时间/WORKING HOURS:	2-4H
控制方式/CONTROL MODE:	智能控制系统		



细节展示/DETAIL DISPLAY



参数信息/PARAMETER

车辆型号/VEHICLE MODEL:	YX-14C	外形尺寸/OVERALL DIMENSIONS:	2200*1400*1480MM
清扫宽度/SWEEPING WIDTH:	1400MM	工作效率/WORKING EFFICIENCY:	9000-15000M ² /H
主刷长度/MAIN BRUSHING LENGTH:	700MM	垃圾箱容量/GARBAGE BIN CAPACITY:	180L
滚刷电机/ROLLER BRUSH MOTOR:	48V1000W	水箱容量/WATER TANK CAPACITY:	80L
驱动功率/DRIVE POWER:	48V800W	风机功率/FAN POWER:	500W
行走速度/TRAVEL SPEED:	0-40KM/H带高低速	工作时间/WORKING HOURS:	2-4H
控制方式/CONTROL MODE:	智能控制系统		



细节展示/DETAIL DISPLAY



参数信息/PARAMETER

车辆型号/VEHICLE MODEL:	YX-14A	外形尺寸/OVERALL DIMENSIONS:	1580*1400*1420MM
清扫宽度/SWEEPING WIDTH:	1400MM	工作效率/WORKING EFFICIENCY:	10000M ² /H
主刷长度/MAIN BRUSHING LENGTH:	600MM	垃圾箱容量/GARBAGE BIN CAPACITY:	100L
滚刷电机/ROLLER BRUSH MOTOR:	48V1000W	水箱容量/WATER TANK CAPACITY:	80L
驱动功率/DRIVE POWER:	48V650W	风机功率/FAN POWER:	500W
行走速度/TRAVEL SPEED:	0-14KM/H	工作时间/WORKING HOURS:	2-4H
控制方式/CONTROL MODE:	智能控制系统		



细节展示/DETAIL DISPLAY



参数信息/PARAMETER

车辆型号/VEHICLE MODEL:	YX-1360A	外形尺寸/OVERALL DIMENSIONS:	1600*1360*1200MM
清扫宽度/SWEEPING WIDTH:	1360MM	工作效率/WORKING EFFICIENCY:	8000M ² /H
主刷长度/MAIN BRUSHING LENGTH:	490MM	垃圾箱容量/GARBAGE BIN CAPACITY:	80L
滚刷电机/ROLLER BRUSH MOTOR:	48V600W	水箱容量/WATER TANK CAPACITY:	60L
驱动功率/DRIVE POWER:	48V650W	风机功率/FAN POWER:	500W
行走速度/TRAVEL SPEED:	0-14KM/H	工作时间/WORKING HOURS:	2-4H
控制方式/CONTROL MODE:	智能控制系统		



细节展示/DETAIL DISPLAY



参数信息/PARAMETER

车辆型号/VEHICLE MODEL:	Leaf collection vehicle	外形尺寸/OVERALL DIMENSIONS:	4000*2000*1860MM
青扫宽度/SWEEPING WIDTH:	2000MM	工作效率/WORKING EFFICIENCY:	20000-35000M ² /H
吸风管径/AIR SUCTION PIPE DIAMETER:	180MM	收集箱/COLLECTION BOX:	0.6M ³
吸叶电机/LEAF SUCTION MOTOR:	1500W	水箱容量/WATER TANK CAPACITY:	80L
驱动功率/DRIVE POWER:	1200W	电机电压/MOTOR VOLTAGE:	48V-60V
行走速度/TRAVEL SPEED:	20-42KM/H	工作时间/WORKING HOURS:	2-4H
控制方式/CONTROL MODE:	智能控制系统		